


Type DBS Module

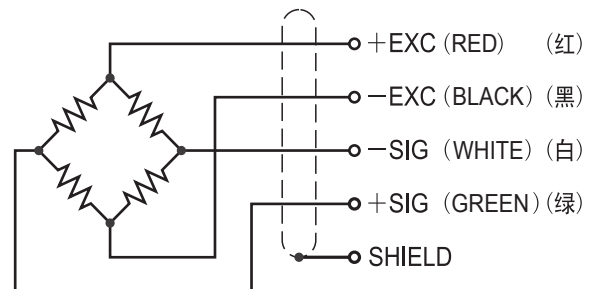


Features 主要特点

- Alloy steel construction throughout
- Mounts to floor or structural support directly
- DBS (double ended shear beam load cell) installed
- Suitable for warehouse & inventory monitoring and batching systems, etc.
- 合金钢结构
- 可直接安装在地上或者基础结构上
- 使用双剪切梁DBS传感器
- 适用于仓储秤和配料秤等

Schematic 接线方式

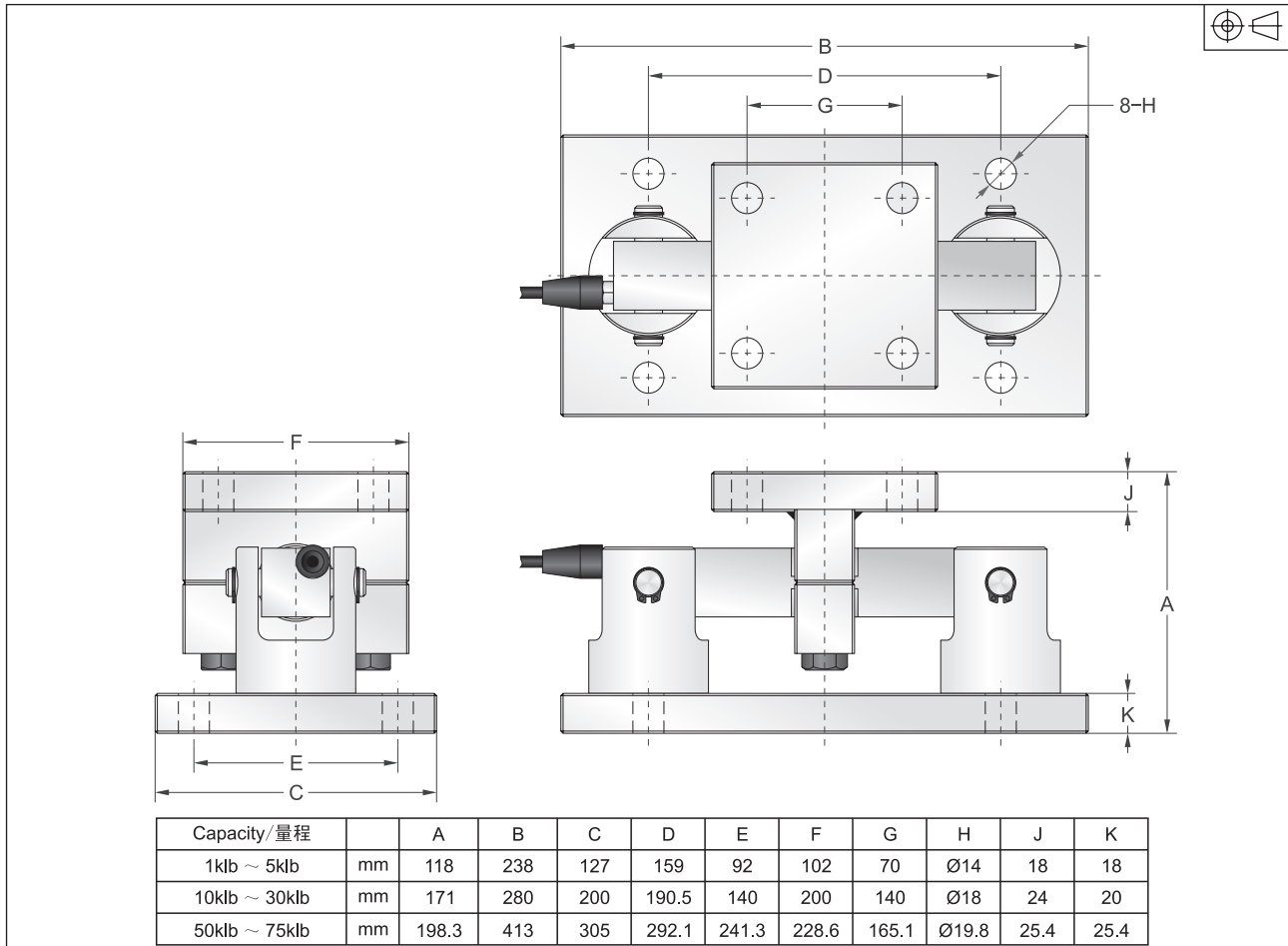
Red :	+ input	红色 :	+ 激励
Black :	- input	黑色 :	- 激励
Green :	+ output	绿色 :	+ 信号
White :	- output	白色 :	- 信号



Capacities 量程

1klb, 1.5klb, 2klb, 2.5klb, 3klb, 5klb, 10klb, 15klb,
20klb, 25klb, 30klb, 50klb, 75klb

Dimensions 尺寸



Specification 技术参数 (DBS)

Rated Output	额定输出	3.0mV/V ±0.1%
Zero Balance	零点平衡	±1% of rated output
Creep after 30 minutes	蠕变	±0.03% of rated output
Nonlinearity	非线性	±0.03% of rated output
Hysteresis	滞后	±0.03% of rated output
Repeatability	重复性	±0.03% of rated output
Temp. effect on output	灵敏度温漂	≤0.002% of applied output/°C
Temp. effect on zero	零点温漂	≤0.002% of rated output/°C
Safe Temp. Range	可用温度范围	-10°C to + 70°C
Temp. Compensated	温度补偿范围	-10°C to + 40°C
Safe Overload	安全载荷	150%
Input Impedance	输入阻抗	755 ohm ± 20 ohm
Output Impedance	输出阻抗	700 ohm ± 5 ohm
Insulation Resistance	绝缘阻抗	≥5000 M ohm (50V DC)
Rated Excitation	推荐激励电压	10V DC/AC
Maximum Excitation	最大激励电压	15V DC/AC
Cable Length	导线长度	6m/10m/20m
Cable Color Code	导线颜色	Red(+ E) Black(- E) Green(+ S) White(- S)

Weighing Modules